

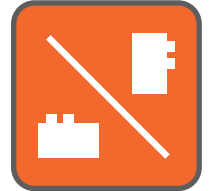
4 TOPLU HİDROLİK PROFİL KIVIRMA MAKİNASI 4 ROLL HYDRAULIC PROFILE BENDING MACHINE




2-3 TOP TAHRİK
2-3 ROLL DRIVEN



ÇELİK KONSTRÜKSİYON GÖVDE
STEEL FRAME



DİKEY-YATAY ÇALIŞMA
VERTICAL-HORIZONTAL WORKING



AŞAĞI-YUKARI HİDROLİK HAREKET
UP-DOWN LINEAR MOVEMENT



Yatay Çalışma Pozisyonu / Horizontal Working Position



Opsiyonel NC Kontrol / Optional NC Control



YENİ 4 TOP PROFİL KIVIRMA

İşlemlerde çok daha kısa düz kenarlar
Boru ve Alüminyum profillerde çok daha başarılı kıvrma operasyonu
Geniş mesafeli yan toplar ve buna bağlı olarak büyük çaplarda daha yüksek kapasite imkanı
NC Kontrol ünitesi ile daha yüksek verim
Özel uygulamalar için daha fazla aparat ve aksesuar imkanı

TEKNİK ÖZELLİKLER VE STANDART DONANIM

- » 4 Top kıvrma
- » Çelik konstrüksiyon gövde
- » 2 Top tahrikli, 3 Opsiyonel
- » Yüksek dirençli sertleştirilmiş, parlatılmış miller
- » Standart toplar (12 takım)
- » Toplar sertleştirilmiş ve kaplanmıştr.
- » Alt ve üst mil hareketi hidrolik
- » Yatay ve dikey çalışma pozisyonu
- » 1+1 Eksenli yan toplar, opsiyonel 3+3
- » Hareketli kumanda paneli
- » Kullanma klavuzu



THE NEW 4 ROLL PROFILE BENDING

















Shorter Flat Parts on Edges
More Accurate results for pipes and Aluminium profiles
Wide Distance of Side Rolls and Consequently more capacity on bigger diameter bending
Better performance with NC Control Unit
More Accessories available depending on applications

TECHNICAL SPECIFICATIONS AND STANDARD ACCESSORIES

- » 4 Rolls Machine.
- » Steel Welded Construction Frame.
- » 2 Rolls are driven, optional 3.
- » Hardened and ground shafts made of high tensile special steel.
- » Standard Rolls (12 pieces).
- » Rolls are hardened and ground in the hole.
- » Bottom and lateral rolls hydraulic movable up-down.
- » Horizontal and Vertical Working Position.
- » 1+1 axis Side Rolls, optional 3+3.
- » Mobile Control Panel.
- » User's Manual with EC Certification.

MODEL		4R-HPK 40	4R-HPK 60	4R-HPK 80	4R-HPK 100
VALS MIL ÇAPI SHAFT DIAMETER	mm	40	60	80	100
VALS TOPU ÇAPLARI ROLLS DIAMETER	mm	160	200	260	320
VALS TOPU UZUNLUKLARI SHAFT LENGHT	mm	120	150	160	200
KIVIRMA HIZI BENDING SPEED	d/dk rpm	9,95	8	6,37	4,98
TAHRİKLİ TOP ADETİ N° OF MOTORIZED ROLLS	adet pcs	2	2	2	2
YAN DAYAMA EKSEN ADETİ N° OF SIDE ROLLS AXES	adet pcs	1	1	1	1
MOTOR GÜCÜ MOTOR POWER	kW	1,5	3	5,5	7,5
MAKİNA AĞIRLIĞI (STANDART) MACHINE WEIGHT, WITHOUT OPTIONALS	kg	600	1000	2000	3000
MAKİNA ÖLÇÜLERİ MACHINE DIMENSIONS	mm	900X800X800	1200X1100X800	1700X1450X1200	2000X1700X1250

KIVIRMA KAPASİTELERİ - CAPACITY CHART

No	Profil cinsi Profile Type	4R HPK 40		4R HPK 60		4R HPK 80		4R HPK 100		Açıklama Notes
		Ölçüler Size	Kiv. çapı Min Dia.	Ölçüler Size	Kiv. çapı Min Dia.	Ölçüler/Size	Kiv. çapı/ Min Dia.	Ölçüler/Size	Kiv. çapı/ Min Dia.	
1		60x10 40x10	500 400	60x10 20x5	500 250	100x20 80x20 30x10	2000 800 300	100x20 30x10	800 400	Standart valsler Standard Rolls
2		100x15 60x10	450 350	80x20 50x5	500 250	125x25 60x5	600 300	200x30 160x35 80x5	1200 800 400	Standart valsler Standard Rolls
3		35x35 20x20	900 300	32x32 12x12	400 250	45x45 15x15	500 380	60x60 15x15	750 400	Standart valsler Standard Rolls
4		Ø 35 Ø 30	600 400	Ø 35 Ø 10	350 250	Ø 50 Ø 15	500 380	Ø 75 Ø 15	800 450	Özel valsler Optional Rolls
5		Ø 70x2 Ø 30x2	1000 500	Ø 60x2 Ø 15x1,5	600 200	Ø 100 x 2,5 Ø 15x1	1200 380	Ø 125x2,5 Ø 15x1	1400 450	Özel valsler Optional Rolls
6		2"x2,9 1"x2,3	1000 350	Ø 2"x3,91 Ø 1/2"x2,77	400 200	Ø 3"x5,48 Ø 1/2"x2,77	800 380	Ø 4"x6,02 Ø 1/2"x2,77	1000 450	Özel valsler Optional Rolls
7		70x30x2 50x40x3	1200 1200	50x25x3 20x15x2	450 250	80x25x3 25x15x2	800 350	100x40x4 25x15x2	1300 450	Özel valsler Optional Rolls
8		50x3 40x3	1700 600	45x3 20x2	600 300	70x3 25x2	1300 400	80x5 25x2	1500 450	Özel valsler Optional Rolls
9		50x50x5 40x40x5	800 600	60x60x6 30x30x4	650 350	80x80x8 30x30x3	800 450	100x100x12 40x40x4	1000 700	Özel valsler Optional Rolls
10		50x50x6 30x30x3	1000 500	50x50x5 30x30x4	550 350	70x70x7 30x30x3	700 450	100x100x10 40x40x4	1000 550	Özel valsler Optional Rolls
11		60x7 50x6	700 500	60x7 20x3	550 250	80x9 25x3,5	800 280	100x11 30x4	1000 400	Standart valsler Standard Rolls
12		60x7 50x6	700 500	50x6 20x3	500 250	70x8 25x3,5	800 280	90x10 30x4	1000 400	Standart valsler Standard Rolls
13		60x7 50x6	700 500	60x70 20x3	500 250	80x9 30x4	800 300	100x11 30x4	1000 400	Özel valsler* Optional Rolls*
14		UPN 80 UPN 60	1000 700	UPN 80 UPN 30	600 250	UPN 140 UPN 120 UPN 100	1600 900 600	UPN 180 UPN 30	900 400	Standart valsler* Standard Rolls*
15		UPN 80 UPN 30	1200 800	UPN 65 UPN 30	600 250	UPN 140 UPN 120 UPN 100	1600 1000 800	UPN 180 UPN 30	1000 400	Standart valsler* Standard Rolls*
16				IPN 80	600	IPN 120 IPN 80	600 400	IPN 180 IPN 80	1000 400	Özel valsler* Optional Rolls*

