


KM-55



KM-35



- Çift Kramyerli Arka Dayama
- Double Step-geared Backgauge

KM-25




HM-500

HM-800

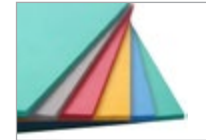
HM-1000



- » Opsiyonel Stand
- » Optional Stand



- » Çelik + Galvaniz Sac, Bakır, Alüminyum
- » Steel + Galvanised, Copper, Aluminium



- » PVC, plastik tabakalar
- » PVC Foam, plastic sheets



- » Karton
- » Cardboards

TR Teknik Özellikler ve Standartlar

- » Döküm gövde
- » Böhler Bıçaklar
- » Direksiyonlu Çift Kramyerli arka dayama
- » Hafif ve rahatça taşınabilir

EN Technical Specifications and Standards

- » Cast iron Body
- » Böhler Blades
- » Hand Wheel Back Gauge Adjustment with Double Rack
- » Light weight and easy movable

MODEL	Tabla ölçüsü	Bıçak boyu	Kesme boyu	Kesme kapasitesi (siyah sac)	Arka dayama açıklığı	Uzunluk	Genişlik	Yükseklik	Ağırlık
	Table dimension	Blade length	Shearing Length	Shearing capacity (mild steel)	Back gauge length	Length	Width	Height	Weight
KM 25	-	280	250	0,6	-	400	100	200	5
KM 35	250x430	350	350	1	200	600	350	200	30
KM 55	250x580	550	550	1	300	750	400	220	40
HM 500	-	530	500	1,5	-	780	280	550	40
HM 800	-	820	800	1,5	-	1120	280	550	55
HM 1000	-	1050	1000	1,5	-	1380	280	540	70